





# GREAT STATES!


Card Game

**Contents:** 100 playing cards and a full color map of the USA

**Test your knowledge about the 50 states!**



The 100 game cards contain information about each state in the USA – the state's capital, the largest city in the state, the geographical location of the state, as well as some interesting trivia. In addition to playing the fun games included, you can use these cards:

- as "flash cards" to increase knowledge of each state.
  - as trivia cards. Keep the cards in the car. While traveling, flip through the cards and ask each other some questions on them.
  - as visuals for school reports and projects.
  - to learn interesting facts about each state.
- 




## GREAT STATES TRIVIA CHALLENGE


**For 2+ players**

**Before you begin:** Shuffle the cards well and place them facedown on the table where all players can reach them (state-side up).

**Playing the game:** The shuffler begins the game by drawing the top card, reading the top question aloud. Whoever thinks they know the answer shouts it out. The shuffler checks the answer on the card. The first player to correctly shout out the answer wins the card.



The player to the left of the shuffler now draws a card and reads it aloud. The game continues with players taking turns reading cards. When it is your turn to read, you cannot guess the answer. When all players have read 5 questions each the game is over.



**Winning the game:** The player who has won the most cards after 5 rounds of play wins the game. As long as each player reads an equal amount of questions, you can continue to play until you have finished the deck.

**Note:** You can also play this game by drawing the card and reading the second question on the card, as each card has 2 questions.





## GREAT STATES TEAM TRIVIA

### For 2 teams

**Before you begin:** Divide players into 2 teams. Shuffle the cards and place them in a pile, facedown (state-side up) on the table. You will need paper and a pencil.

**Playing the game:** Decide which team goes first. Choose who is going to read for round one. The reader will read ten different cards to his/her team. The reader takes the top card from the pile, reads both questions and decides which questions to read to his/her team. The rest of the team discusses and then answers the question.



-if they answer the question correctly, the card is placed face-up and the reader picks up another card and reads another question.

-if the team answers incorrectly, the card is placed facedown.

After ten cards have been read it is the next team's turn.

**Winning the game:** A team gets 1 point for every face-up card, but must subtract 1 point for every facedown card. After 3 rounds of play, the team with the most points wins.





## GREAT STATES ELIMINATION TRIVIA

### For 3+ players



**Before you begin:** Shuffle and deal out 1 card to each player, facedown (state-side up).

**Playing the game:** The player to the left of the dealer (player A) starts the game by reading the top question on his/her card to the player on his/her left (Player B). If Player B answers correctly, then Player A reads the second question on the card. If Player B answers both questions correctly, he/she gets to keep the card face-up in front of him/her. If one of the questions is answered incorrectly, the card is placed in the middle of the table, facedown.

Player B now reads his/her facedown card to the player on his/her left (Player C) and so on, with the dealer reading last.

At the end of a round, any player who does NOT have a face-up card in front of them is eliminated.

Player A now deals out cards to the remaining players, placed facedown in front of them (if Player A has been eliminated, then Player B deals, etc) and the game continues. If the dealer runs out of cards, the cards placed facedown in the middle of the table can be reshuffled and used.




**Winning the game:** When there is only one player left who has answered all questions correctly, the game is over. This player is the Great States champion!


**Note:** For younger players, the enclosed map of the USA can be opened and placed on the table for all to see. As players answer their questions, they can use the map to help them answer.

## **GREAT STATES CHALLENGE**


### **For 2 players**



**Before you begin:** Shuffle the cards and deal out the complete deck so that each player has 50 cards. Players keep their decks facedown (state-side up) in front of them (drawpile).



**Playing the game:** The dealer (Player A) starts the game by turning over the top card on his/her draw pile, choosing a question and reading it to his/her opponent (Player B). If Player B answers correctly, he/she gets to keep the card. The card is placed face-up in a separate pile in front of Player B. If the question is answered incorrectly, the card is set aside in a discard pile. It is now Player B's turn to turn over his/her top cards and read one of the questions to Player A. Again, if Player A answers correctly he/she



gets to keep the card and places it in a separate face-up pile in front of him/her. An incorrect response means the card is placed in the discard pile.

The game continues until both players have read all 50 cards in their draw piles.

**Winning the game:** The player who answered the most questions correctly wins the game.

\* The questions marked with an asterisk are trivia questions. The answers to these questions are not found on the USA map.



**International Playthings, Inc.**

75D Lackawanna Ave, Parsippany, NJ 07054 USA  
1-800-631-1272 • [www.intplay.com](http://www.intplay.com)

Item no. P55042 Made in China