

GREAT STATES!

Test your knowledge of state landmarks, state locations and state capitals!

For 2-6 players • Ages 7 & up

Find it! Figure it out! Give us a Fact! Or, just for the Fun of it, answer a brainteaser question. Great States not only tests kids' knowledge, but also encourages them to look closely at the USA map, to find where things are, and to become familiar with the geography of the country. All the while, it's a fulfilled race to win as the timer tick, tick, ticks away. Can you find the answer before the timer stops?

CONTENTS:

1 game board
100 "Figure" chance cards
100 "Fact" chance cards
100 "Find" chance cards
100 "Fun" chance cards
1 spinner
1 mechanical timer



OBJECT OF THE GAME:

To have won the most chance cards at the end of the game.

BEFORE YOU BEGIN:

Decide how many cards it takes to win. For example, you may decide that the winner is the first player to earn 10 cards. For a longer game, the winner has to earn 20 cards, etc.

Place the game board on the table where all players can see it. Shuffle the 4 sets of chance cards (Figure, Fact, Find and Fun) and place them face down where indicated on the game board. Put the spinner and the timer next to the game board.

PLAYING THE GAME:

The youngest player starts the game. On your turn, spin the spinner and take the top card off the pile that matches that shown on the spinner. Hand the card to the player on your left. This player sets the timer to 30 seconds, and then reads you the question on your chance card. Look on the map and try to find the answer before the 30 seconds are up! If the timer stops before you give the answer, the card is placed on the bottom of its pile. Your turn is over.

Note: Some cards will instruct you to close your eyes to guess the answer! You still must give your answer before the timer stops.

If you answer the question before the timer stops, the player with the chance card checks your answer (which is written on the bottom of the card). If you are correct, you've earned the card! If you are wrong, the card is placed on the bottom of its pile.

WINNING THE GAME:

The first player who wins the number of cards required, wins the game!

VARIATIONS OF PLAY:

1. For younger players, the time can be set to a full minute. For more advanced players, set the timer for 20 or 10 seconds. Whatever you decide, it must be agreed to before the game begins.
2. For more advanced players: *about the cards* - There are many cards that have stars on them. To make the game harder to master, you may decide before you start a game that players may not look at the board for help when they answer the questions on these cards.

During the game, when a card with a star is selected, the player must turn his/her back to the board to give the answer. If the card is won, it is worth 2 points. When one player has won 20 cards, then all players count their points, 1 point for each card without stars, 2 points for those with stars. Whoever has the most points wins!



FIND CARDS:

Each card in this category illustrates what the players must find. The identical illustration appears on the map. Players search the map to find the match, which gives them the correct answer.

For example - the matching picture of the cattle appears in the state of Texas.

FACT CARDS:

These cards ask questions about:

State Capitals - all state capitals are shown on the board with a star which marks their approximate location.

Largest Cities - some states show another city, marked with a bullet point. These are the largest cities in those states. When the map shows only the capital city in the state, then this is also the largest city in the state.


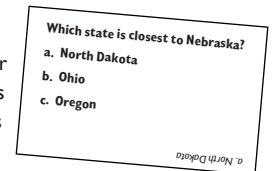
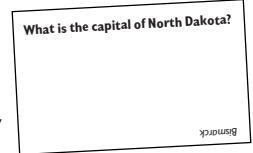
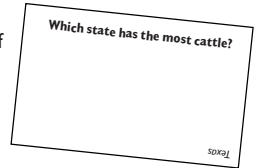
State Abbreviations - all state abbreviations are shown in parenthesis.

FIGURE CARDS:

These are the hardest cards to win. Instead of finding pictures or words that match, players must study the map and form conclusions based on what they see. They are developing good map reading skills while playing!

FUN CARDS:

These cards are just for fun! Follow the directions on the card to answer the question. Good luck!



International Playthings, Inc.

75D Lackawanna Ave, Parsippany, NJ 07054 USA
1-800-631-1272 • www.intplay.com

Item No. P20026